

Endotine[®] Browlift

A close-up photograph of a woman's face, focusing on her eye and forehead. The skin on her forehead is smooth and lifted, demonstrating the results of a browlift procedure. The background is a soft, out-of-focus orange and purple gradient.

Lift Your Spirits

A minimally invasive Endotine browlift, performed by a board-certified plastic surgeon, will provide natural results that can last for years – not just months.^{1,2,3,4}



How Endotine Works

Endotine uses small tines to securely hold your skin in just the right position.^{4,5,6} The tines are designed to reduce the strain and pulling associated with sutures.^{4,7,8}

**Tiny tines lift
your skin, hold
it in place, and
then dissolve.⁹**

Minimally Invasive

Endotone generally uses a minimally invasive endoscopic procedure, which has benefits over conventional “open” procedures.^{4,10,11}

- 1 Smaller Incisions, Less Scarring
- 2 Reduced Operating Time
- 3 Faster Post-Operative Recovery
- 4 Less Pain, Swelling and Bruising

Depending on the look you want to achieve, Endotone may be used in a combination of endoscopic and open techniques.

Bioabsorbable

Typically it takes 30 to 60 days for the position of your skin to completely attach in its new position.^{11,12}

During this time, the Endotone implant gradually dissolves until it is completely absorbed by the body.⁹

This means you won't need a second surgery to remove temporary fixtures (such as screws).¹¹ Endotone is also a big improvement over non-dissolving sutures, which remain implanted long after they are needed.^{7,8}

Natural

Endotone implants are made from a substance called polylactic acid, which is produced from plant materials.

The result of an Endotone procedure is a more natural, revitalized appearance that doesn't appear overdone or pulled. This is possible because Endotone allows your surgeon to adjust the position of your skin during the procedure until it is just right.^{4,5,6,13}

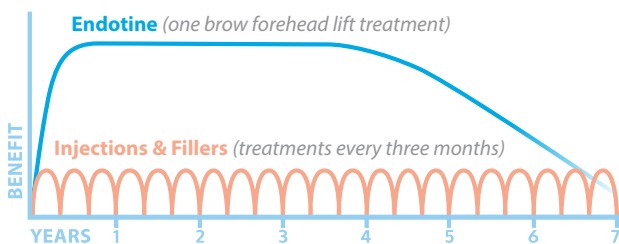


Longer Lasting

See results for years, not months.

An Endotone lift can provide years of rejuvenation value.^{1,2,3,4}

Unlike treatments such as injections that must be repeated two to three times per year, an Endotone procedure can last for years. The long-term value is compelling if you consider the costs over several years and the required number of injection treatments.



Graph is intended for visual comparison only and is not an indication of individual results.

Forehead Lift

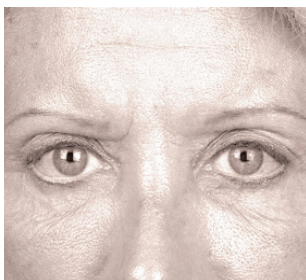
A close-up photograph of a woman's face, focusing on her forehead and eyes. Her eyes are light blue, and her skin shows signs of aging, including wrinkles around the eyes (crow's feet) and on her forehead. The image is partially obscured by a dark purple diagonal shape at the bottom.

A forehead lift surgically corrects drooping eyebrows and softens worried or angry expressions resulting from frown lines and crow's feet.^{4,5,6,14}

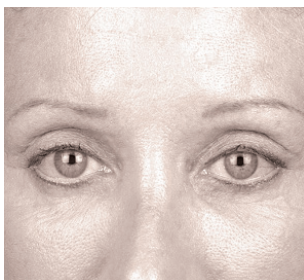
Endotine Forehead

Endotine gives surgeons the ability to adjust your forehead-skin position through very small incisions behind your hairline, raising your brows to a natural position, while softening creases between your eyebrows and along your forehead.^{4,5,6}

This procedure typically takes between one and two hours and is usually performed in the surgeon's office-based facility or an outpatient surgery center under intravenous sedation or general anesthesia.¹⁵



Before



After*

Are You a Qualifying Candidate?

- Sagging eyebrows
- Deep horizontal creases across the forehead
- Frown lines or furrows between the eyebrows
- Moderate to severe Brow Ptosis
- Excess eyelid skin

**Results and patient experience may vary.*

The best way to determine if an Endotine brow lift is right for you is by a thorough consultation with your plastic surgeon.

Browlift

and Upper Eyelid Renewal



A procedure called a blepharoplasty removes excess skin from above the eyelid, while a separate procedure called a browlift corrects the sagging eyebrow.^{17,18}

As your face ages, your eyebrows can begin to droop or sag. As the brows descend, excess eyelid tissue gathers in folds above the lid, making your eyes look puffy and older. This condition is known as brow ptosis.

If you're diagnosed with brow ptosis, you may want to consider a procedure that addresses both the brow and the excess skin of the eyelid at the same time.^{17,18}

Endotine Transbleph

Endotine enables your surgeon to combine both procedures through the same small incision hidden in a fold of your eyelid skin. Now you can simultaneously elevate and shape your eyebrow and, if necessary, remove excess eyelid tissue using the same incision.^{17,18}

The Endotine browlift procedure is typically performed under local anesthesia with conscious sedation and can be completed in about 30 minutes. In most situations, it is done in conjunction with conventional blepharoplasty surgery.¹⁶



Before



After*

Are You a Qualifying Candidate?

- Want to avoid general anesthesia
- Want to elevate just the middle and lateral (tail) of your brow
- Want to avoid additional incisions and scars
- Dissatisfied with neuromodulators or fillers and the need for injections

*Results and patient experience may vary.

What is Brow Ptosis?

Aging around the eyes is most clearly exhibited in the eyelids and the eyebrows. The eyelid and the brow work together and their shape and location can have a big effect on the mood that you convey—regardless of how you actually feel.

Have you ever been asked if you feel tired or angry, when in fact you feel great? If so, it might be the case that your brows have fallen over time. The low position can give you that tired, stern or angry look—a condition called Brow Ptosis. As the brow descends, it creates excess skin over the eyelid, making your eyes look puffy and older.

The browlift procedure may not be for those with:

- Moderate to severe brow ptosis that requires more than 3–4mm of brow elevation to correct
- Excessive skin laxity
- Excessive or deep horizontal wrinkles on your forehead
- Brows that require both medial and lateral elevation to correct your brow ptosis

Patients with any of these factors may need a forehead lift.

Post-Surgery Expectations^{4,10,19,20}

Immediately after a procedure, you will experience some temporary swelling and bruising in the surgical sites which may last for a few weeks. For the first few nights, it is important to rest with your head elevated to reduce swelling. You can also use a cold compress to help control any swelling. You may also experience a temporary, mild discomfort at the surgical site, which may be controlled with doctor-prescribed oral medications.

Head dressing and drain tubes (if used) are removed within a few days after surgery. You can usually take a shower and wash your hair a few days later. When healing begins, you may experience numbing and/or itching at the incision sites.

Most patients recover from "open" surgery in about two weeks. However, recovery time is generally faster with endoscopic surgery with patients returning to work in about seven to ten days. It is advisable to limit physical activities such as exercising or bending over for extended periods of time for the first week after surgery.

You may feel the Endotine implant under your skin and experience some increased sensitivity in the area until the device naturally dissolves and is absorbed by the body.

It may take several months to see the final results. The length of time that your lift lasts will vary. A number of factors including your age, genetics and lifestyle all play a role in your long-term results.

Surgical Risks^{4,5,6,7,9,20,22,23}

Although problems are rare and usually minor, it's important to understand that there are potential risks inherent in Endotine procedures. It's best to discuss possible complications with your surgeon.

You may experience discomfort, infection or wound-healing problems over the implant. In addition, you may feel the device under your skin which may be sensitive to the touch. Much less likely, but possible, your skin or hair may become thinner over the device, and you may experience some scarring if there is a wound-healing complication around the device. Although the Endotine implants are bioabsorbable, you may experience prolonged absorption time. If your sensitivity to the device is great enough that you don't want to wait until the implant dissolves, you and your surgeon may decide to remove the implant, which requires a minor procedure.

It's important to discuss potential complications with your surgeon and to remember that you can help minimize risks by following the advice and instructions received from your plastic surgeon, before and after surgery.

Before-and after photos are actual patients. Results and experiences may vary.

Model photos are not actual patients.

The benefits of minimally invasive procedures are compared to open procedures.

Information contained in this brochure is intended to provide an understanding of the Endotine procedure. This is not intended as a substitute for medical advice. The best way to get complete information and answers to your questions is through a personal consultation with a board-certified plastic surgeon.

1. Otolaryngol Clin N Am 40(2007):267-281
2. Arch Facial Plast Surg. 9(2007):48-55
3. Aesthetic Surgery Journal 31(2):163-169
4. Plast Reconstr Surg. 124(2009):1652
5. Arch Facial Plast Surg. 9(5)(2007):328-332
6. Facial Plast Surg Clin N Am 15(2007):255-264
7. Aesthetic Surgery Journal 30(6):802-809
8. Cosm Surg Berkowitz et al 8(1)(2005)
9. Arch Facial Plast Surg. 6(2004):389-393
10. Plast Surg Clin N Am 16(2008):299-312
11. Ophthalmic Plast and Reconstr Surg 23(5):358-362
12. Arch Facial Plast Surg. 11(2)(2009):129-135
13. Arch Facial Plast Surg 9(2007):212-214
14. Facial Plast Surg Clin N Am 16(2008):299-312
15. Facial Plast Surg Clin N Am 15(2007):255-264
16. Plast Reconstr Surg. 122(2008):1199
17. Otolaryngol Clin N Am 40(2007):267-281
18. Facial Plast Surg Clin N Am 15(2007):255-264
19. Aesthetic Surg J 29(2009):158-166
20. Aesthetic Surgery Journal 32(8):927-936
21. Aesthetic Surg J 27(2007):276-288
22. Plast Reconstr Surg 119(2007):1563
23. Facial Plast Surg Clin N Am 16(2008):299-312



MicroAire Surgical Instruments, LLC.

©2020 All rights reserved · Charlottesville, VA · USA

LIT-PATIENT-BROWLIFT REV A